File #4-12

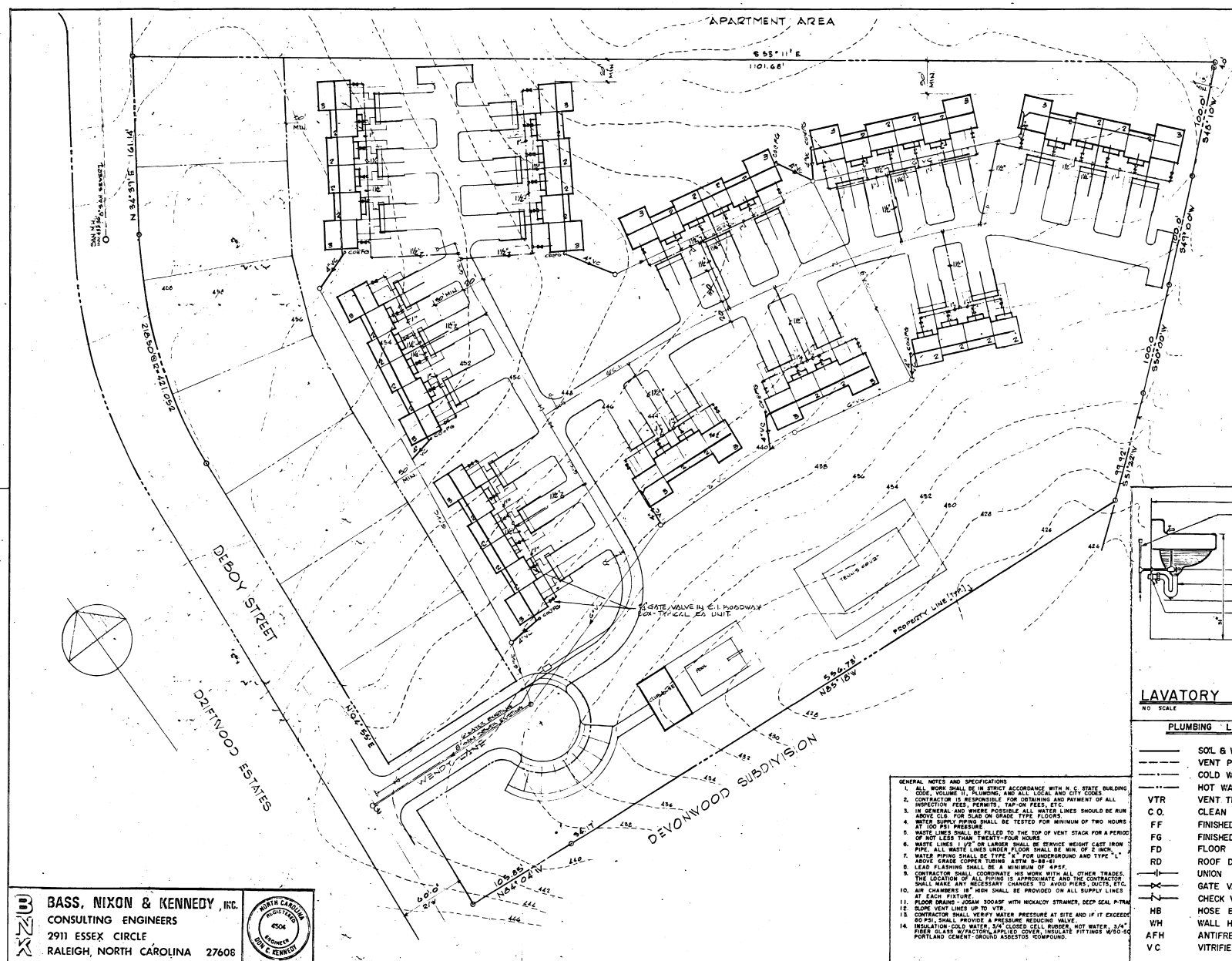

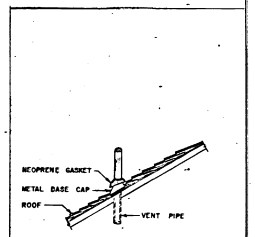

VTR - VENT THRU ROOF

NO SCALE

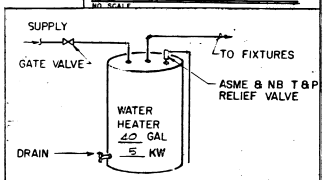

TYPICAL WATER HEATER DETAILS

NO SCALE

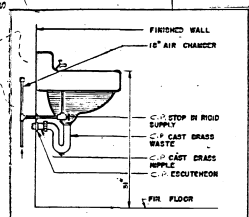

LAVATORY DETAILS

NO SCALE

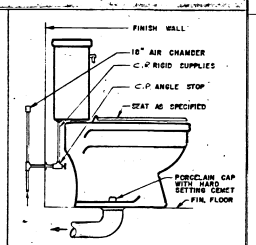

WATER CLOSET DETAILS

NO SCALE

PLUMBING LEGEND

———	SOIL & WASTE PIPING
- - - -	VENT PIPING
—·—·—	COLD WATER PIPING
—··—	HOT WATER PIPING
VTR	VENT THRU ROOF
C.O.	CLEAN OUT
F.F.	FINISHED FLOOR
F.G.	FINISHED GRADE
F.D.	FLOOR DRAIN
R.D.	ROOF DRAIN
	UNION
	GATE VALVE
	CHECK VALVE
H.B.	HOSE BIBB
W.H.	WALL HYDRANT
A.F.H.	ANTIFREEZE HYDRANT
V.C.	VITRIFIED CLAY

CONNECTED LOAD

	2 BDR.	3 BDR.	
SOIL & WASTE	23	24	F.U.
COLD WATER	22	23	F.U.
DEMAND	15	16	GPM
HOT WATER	8	9.5	F.U.
DEMAND	7	8	GPM

FIXTURE SCHEDULE

		W	CW	HW
WC	WATER CLOSET	4"	1/2"	—
SINK	KITCHEN SINK	2"	1/2"	1/2"
LAV	LAVATORY	2"	1/2"	1/2"
WM	WASH. MACHINE	2"	1/2"	1/2"
E.W.H.	WATER HEATER	—	3/4"	3/4"
CT. LAV	COUNTER TOP LAV	2"	1/2"	1/2"

AS BUILT DRAWINGS - 9 JAN 1974

GENERAL NOTES AND SPECIFICATIONS

1. ALL WORK SHALL BE IN STRICT ACCORDANCE WITH N. C. STATE BUILDING CODE, VOLUME II, PLUMBING, AND ALL LOCAL AND CITY CODES.
2. CONTRACTOR IS RESPONSIBLE FOR OBTAINING AND PAYMENT OF ALL INSPECTION FEES, PERMITS, TAP-ON FEES, ETC.
3. IN GENERAL AND WHERE POSSIBLE ALL WATER LINES SHOULD BE RUN ABOVE CLG. FOR SLAB ON GRADE TYPE FLOORS.
4. WATER SUPPLY PIPING SHALL BE TESTED FOR MINIMUM OF TWO HOURS AT 100 PSI PRESSURE.
5. WASTE LINES SHALL BE FILLED TO THE TOP OF VENT STACK FOR A PERIOD OF NOT LESS THAN TWENTY-FOUR HOURS.
6. WASTE LINES 1 1/2" OR LARGER SHALL BE SERVICE WEIGHT CAST IRON PIPE. ALL WASTE LINES UNDER FLOOR SHALL BE MIN. OF 2 INCH.
7. WATER PIPING SHALL BE TYPE "K" FOR UNDERGROUND AND TYPE "L" ABOVE GRADE COPPER TUBING ASTM B-88-61.
8. LEAD FLASHING SHALL BE A MINIMUM OF 4PSF.
9. CONTRACTOR SHALL COORDINATE HIS WORK WITH ALL OTHER TRADES. THE LOCATION OF ALL PIPING IS APPROXIMATE AND THE CONTRACTOR SHALL MAKE ANY NECESSARY CHANGES TO AVOID PIERS, DUCTS, ETC.
10. AIR CHAMBERS 18" HIGH SHALL BE PROVIDED ON ALL SUPPLY LINES AT EACH FIXTURE.
11. FLOOR DRAINS - JOSAM 30048F WITH NICKALOY STRAINER, DEEP SEAL P-TRAP.
12. SLOPE VENT LINES UP TO VTR.
13. CONTRACTOR SHALL VERIFY WATER PRESSURE AT SITE AND IF IT EXCEEDS 80 PSI, SHALL PROVIDE A PRESSURE REDUCING VALVE.
14. INSULATION-COLD WATER, 3/4" CLOSED CELL RUBBER, HOT WATER, 3/4" FIBER GLASS W/FACTORY APPLIED COVER, INSULATE FITTINGS W/80-SC PORTLAND CEMENT-GROUND ASBESTOS COMPOUND.

BASS, NIXON & KENNEDY, INC.
CONSULTING ENGINEERS
2911 ESSEX CIRCLE
RALEIGH, NORTH CAROLINA 27608

NORTH CAROLINA REGISTERED 6506 ENGINEER JOHN C. KENNEDY

REVISIONS
22 JUN 72

THESE DRAWINGS AND ACCOMPANYING SPECIFICATIONS ARE INSTRUMENTS OF SERVICE AND AS SUCH ARE AND SHALL REMAIN THE PROPERTY OF THE ARCHITECT. THEY SHALL NOT BE USED FOR ANY WORK OTHER THAN THAT AUTHORIZED BY THE ARCHITECT AND UPON COMPLETION OF THE WORK ALL COPIES EXCEPT THE OWNER'S SHALL BE RETURNED TO THE ARCHITECT.

NEWBERRY, ASHFORD & ASSOCIATES
ARCHITECTS
1526 GLENWOOD AVENUE RALEIGH NORTH CAROLINA

WENDY RIDGE

WENDY LANE RALEIGH, NORTH CAROLINA

SITE PLAN
PLUMBING

SCALE: 1" = 40'

DRAWN	COMMISSION T1-26	SHEET P-1
CHECKED	DATE 12 JULY 72	